P0024端子承认书图面

名　　称	材　　料	附　　注
端子 Terminal	Brass	

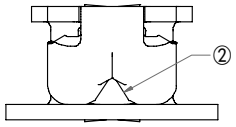

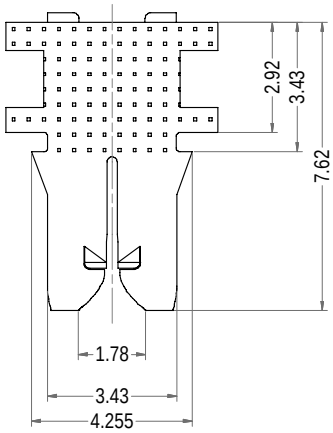

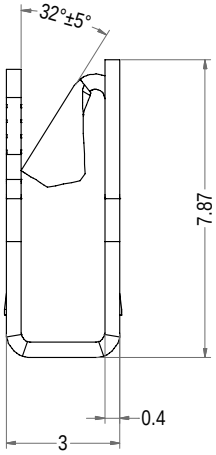

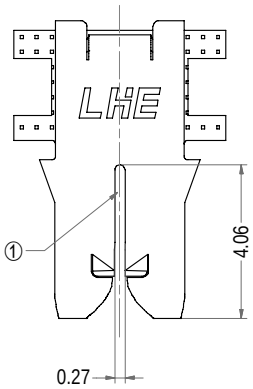

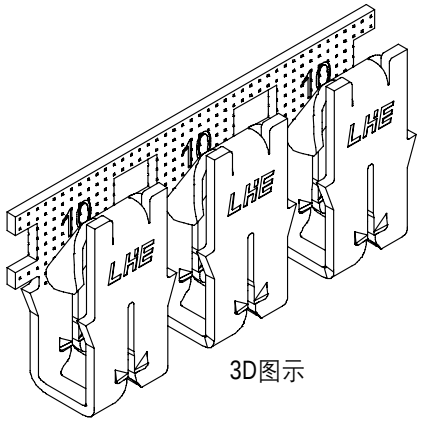

3D图示

注释:
①插槽可端接单根或双根同规格、同类型漆包线.
铜线范围:0.36~0.57mm [#27-#23 AWG].
铝线范围:0.51~0.64mm [#24-#22 AWG].
铝线范围仅适用于后镀锡型号.
②刺破式接口适配 0.50~0.90mm [#20-#18 AWG] 实心线或熔接绞合引线.
①Slot accepts either a single or double manget wire of the same size and type.
Copper range 0.36~0.57mm[#27-#23 AWG].
Aluminum range 0.51~0.64mm[#24-#22 AWG].
Aluminum wire range is applicable for post Tin plated part numbers only.
②Poke-in accepts a 0.50~0.90mm[#20-#18 AWG] solid or fused stranded lead wire.

Part No.	Description	Finish	Qty/reel
P0024-T12B	P0024-T12	Tin-plated	12,000pcs

LHE® 浙江联和电子有限公司			
品名	P0024-T12	比例	5 : 1
料号	P0024-T12B	未注公差(mm)	
图号	/	>0~3	±0.12
材料	Brass	>3~18	±0.15
制图	石 尉 2025-12-30	>18~50	±0.3
审核	天琴 2025-12-30	>50~120	±0.5
批准	季育文 2025-12-30	X°	±3°
视角		X.X°	±0.5°